



Remote Current Indicators

The CR Magnetics line of Remote Electrical Current Indicators provides an effective method for remote monitoring of electrical current. The remote current sensing transformer is installed around the current-carrying wire and is connected directly to the LED panel indicator. When the current exceeds the turn-on point of the sensing transformer, the LED illuminates to indicate the presence of current. Two sizes of remote current sensing transformers are available for use with either one of two types of LED indicators. The panel indicators are available with either red or green LED.

Applications


- Indicate open heater elements
- Observe remote loads
- Indicate phase loss
- Monitor motor operation



Model 19 Remote Current Transformer

(Connect directly to either PH-25 or PH-31 LED indicator)
 Indicating Range: 2 to 100 Amps (1-Wire Pass)
 Minimum turn-on point: 2 Amps
 Max. Cont. Current: 100 Amps
 Max. Transient Current: 150 Amps for 5 Sec.
 Working Class: 600 Volts, 50-60 Hz

WIRE PASSES	TURN-ON POINT	MAX. WIRE DIAMETER
1	2	.29 (7.4)
2	1	.14 (3.6)
3	.66	.13 (3.3)
N	$2 \div N$	



PH-25 Press-In LED Panel Indicator

(Supplied with two types of mounting hardware)
 LED type: T-1³/₄, Bi-Polar, Red or Green
 Mounting Hole: .250 (6.4) ± .002" Dia.
 Mounting Hardware: Use either one-piece press-in red lens or two-piece mounting clip



Model 18-600 Remote Current Transformer

(Connect directly to either PH-25 or PH-31 LED indicator)
SHOWN WITH MB-18, SURFACE MOUNTING BRACKET
 Indicating Range: 2.5 to 100 Amps (1-Wire Pass)
 Minimum turn-on point: 2.5 Amps
 Max. Cont. Current: 100 Amps
 Max. Transient Current: 150 Amps for 5 Sec.
 Working Class: 600 Volts, 50-60 Hz

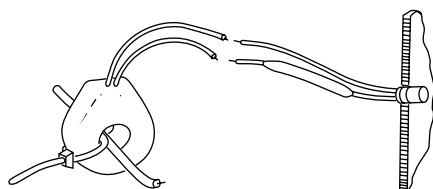
WIRE PASSES	TURN-ON POINT	MAX. WIRE DIAMETER
1	2.5	.55 (14)
2	1.25	.27 (6.9)
3	.83	.25 (6.4)
N	$2.5 \div N$	



PH-31 Splash-Proof LED Panel Indicator

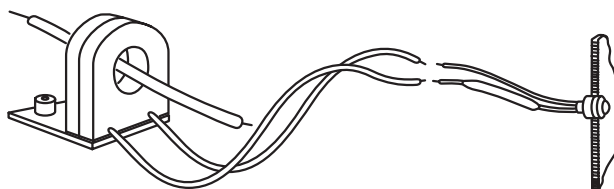
(Supplied with rubber sealing washer)
 LED type: T-1³/₄, Bi-Polar, Red or Green
 Housing Material: Chrome Plated Brass
 Mounting Hole: .312 ± .005" (7.9) Dia.

Outline Drawings



Model 19

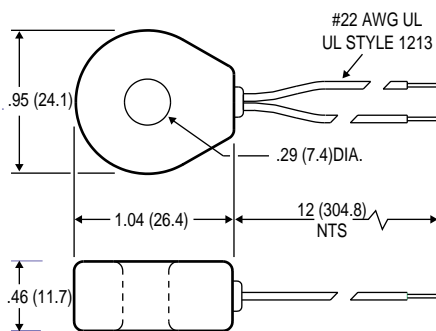
PH-25



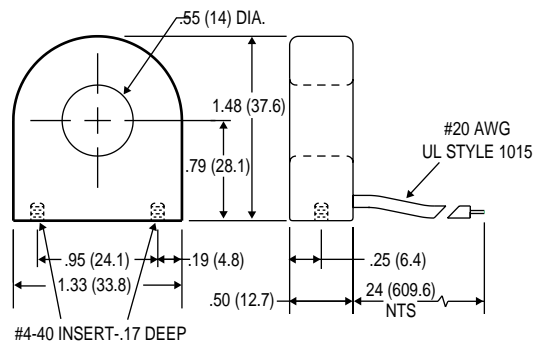
**Model 18
with MB-18**

PH-31

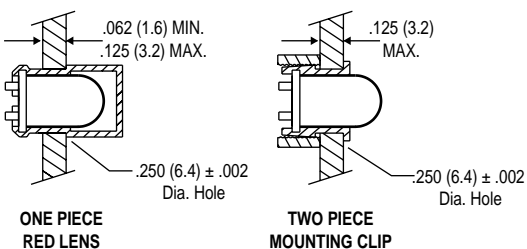
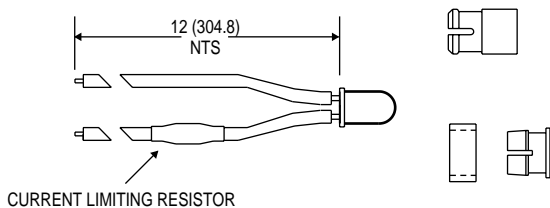
Typical Applications



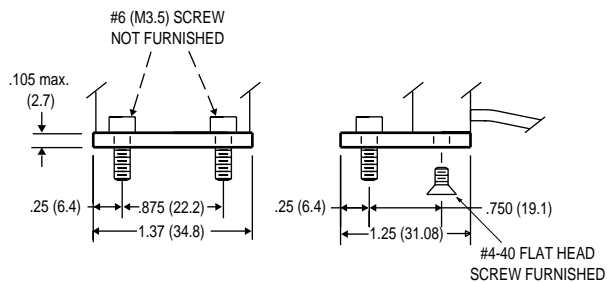
Model 19: Remote Current Transformer



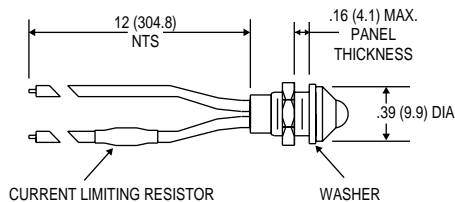
Model 18: Remote Current Transformer



PH-25: Press-In LED Panel Indicator



MB 18: Surface Mounting Bracket



PH-31: Splash-Proof LED Panel Indicator

Internet Resources <http://www.crmagnetics.com/>

- Indicator Selection Guide: ind.html
- Application Sheet: pdf/ancr2550-1.pdf
- Pricing: pricing/remote.html

Part Numbers

Model 19	Current Transformer with .29 dia. opening
Model 18-600	Current Transformer with .55 dia. opening
MB-18	Surface Mounting Bracket for Model 18
PH-25-R	Press-In Panel Indicator with red LED
PH-25-G	Press-In Panel Indicator with green LED
PH-31-R	Splash Proof Panel Indicator with red LED
PH-31-G	Splash-Proof Panel Indicator with green LED